

Scaled data based on original data using  
LM-79-08 Approved Method: Electrical and Photometric Measurements of Solid-  
State Lighting Products

Test Report Prepared for  
Cooper Lighting Solutions  
(formerly Eaton)

Brand: INVUE

Report Number: P672125

Luminaire Tested: **CCP-SA-1E-750-U-T2R**

Issue Date: 04/16/2023



**Test Information**

Test Method: LM-79-08  
Report Number: P672125  
Test Lab: INNOVATION CENTER(G2)  
Issue Date: 04/16/2023  
Manufacturer: COOPER LIGHTING SOLUTIONS (FORMERLY EATON)  
Product Line: INVUE  
Catalog Number: CCP-SA-1E-750-U-T2R  
Description: INVUE CLEAR CURVE POLE MOUNT LIGHT SQUARE LUMINAIRE @1050mA w/ T2R distribution lens  
Light Source: (16) 5000K CCT, 70 CRI LEDs  
Ballast/Driver: ELECTRONIC DRIVER

**Summary**

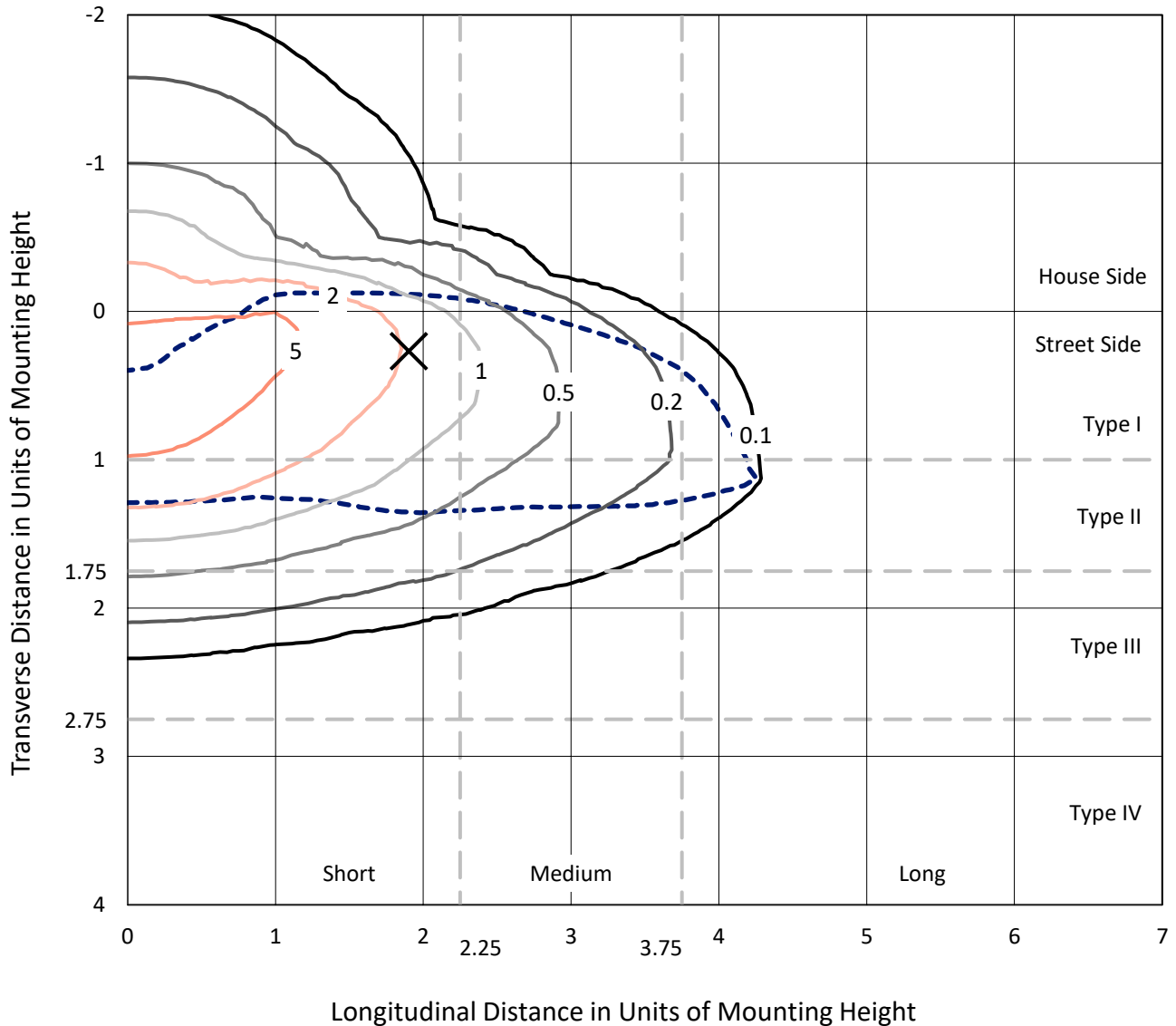
Lumens per Lamp: N/A  
Luminaire Lumens: 7103.8 lumens  
Efficiency: N/A  
Efficacy: 126.6 lumens/watt  
Luminous Opening: Rectangular (W 1' x L: 0.5' x H: 0')  
IES Classification: Type II - Short  
BUG Rating: B1 - U0 - G1

Input Watts (W): 56.1  
Input Voltage (V): 120  
Input Current (A<sub>in</sub>): NR  
Voltage Rise (V): NR  
Power Factor: NR  
Total Harmonic Distortion (THDi): NR  
Frequency (hertz): 60  
Stabilization Time: NR  
Operation Time: NR  
Ambient Temperature (°C): NR  
Test Distance: 25 FT

REPORT NUMBER: P672125  
 CATALOG NUMBER: CCP-SA-1E-750-U-T2R

### Iso-Footcandle Lines of Horizontal Illumination

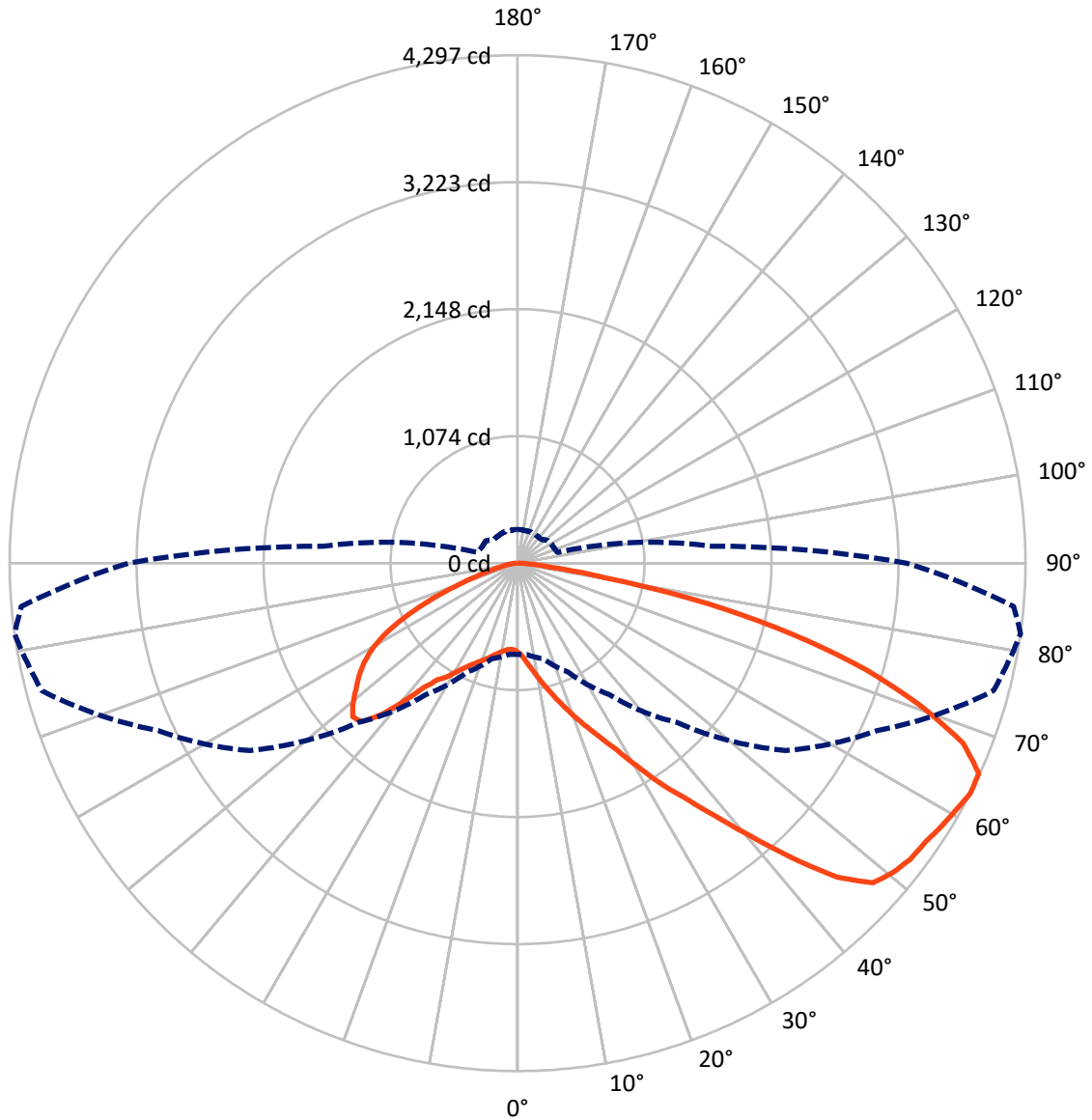
× Max cd  
 - - - 1/2 Max cd



Based on 15 foot mounting height. Maximum calculated value = 8.3 fc  
 Type II - Short - N/A

REPORT NUMBER: P672125  
CATALOG NUMBER: CCP-SA-1E-750-U-T2R

### Luminous Intensity Polar Plot



— Vertical Plane Through 82-Deg Lateral    - - - Horizontal Cone Through 62.5-Deg Vertical

REPORT NUMBER: P672125  
 CATALOG NUMBER: CCP-SA-1E-750-U-T2R

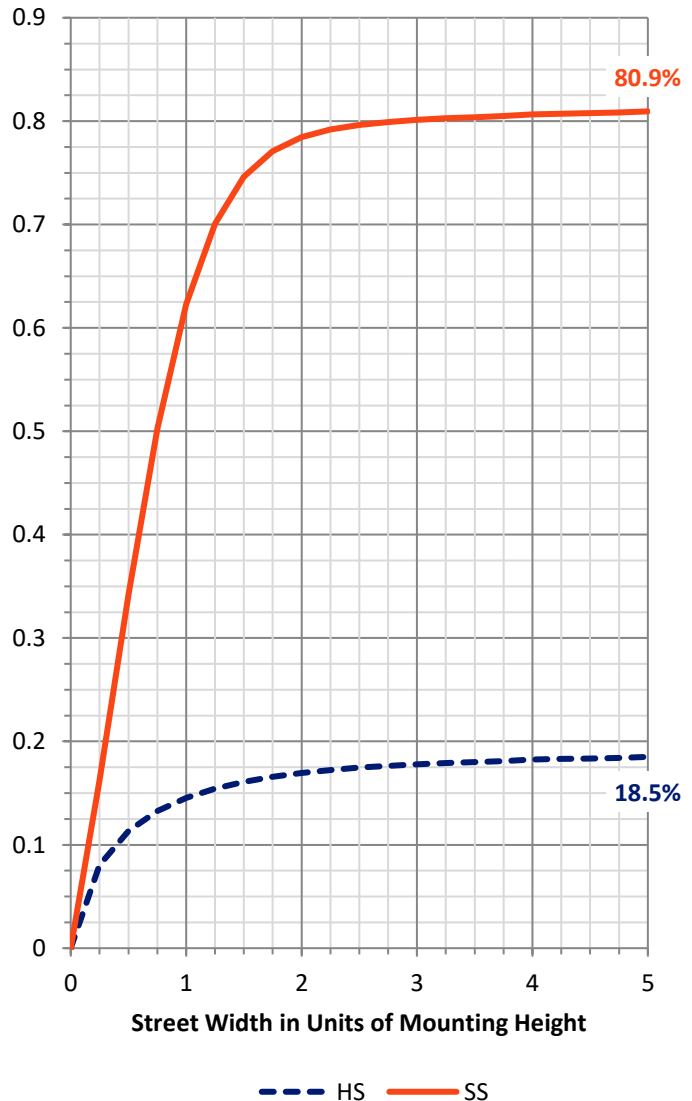
**FLUX DISTRIBUTION:**

		Downward	Upward	Total
<b>House Side</b>	Lumens	1338.3	0.0	1338.3
	% Fixture	18.8	0.0	18.8
<b>Street Side</b>	Lumens	5765.5	0.0	5765.5
	% Fixture	81.2	0.0	81.2
<b>Total</b>	Lumens	7103.8	0.0	7103.8
	% Fixture	100.0	0.0	100.0

**Coefficient of Utilization**

**ZONAL LUMENS:**

Zone	Lumens	% Fixture
0°-10°	83.6	1.2
10°-20°	315.3	4.4
20°-30°	653.0	9.2
30°-40°	1108.3	15.6
40°-50°	1509.2	21.2
50°-60°	1527.7	21.5
60°-70°	1204.0	16.9
70°-80°	593.1	8.3
80°-90°	109.7	1.5
90°-100°	0.0	0.0
100°-110°	0.0	0.0
110°-120°	0.0	0.0
120°-130°	0.0	0.0
130°-140°	0.0	0.0
140°-150°	0.0	0.0
150°-160°	0.0	0.0
160°-170°	0.0	0.0
170°-180°	0.0	0.0
0°-90°	7103.8	100.0
0°-180°	7103.8	100.0

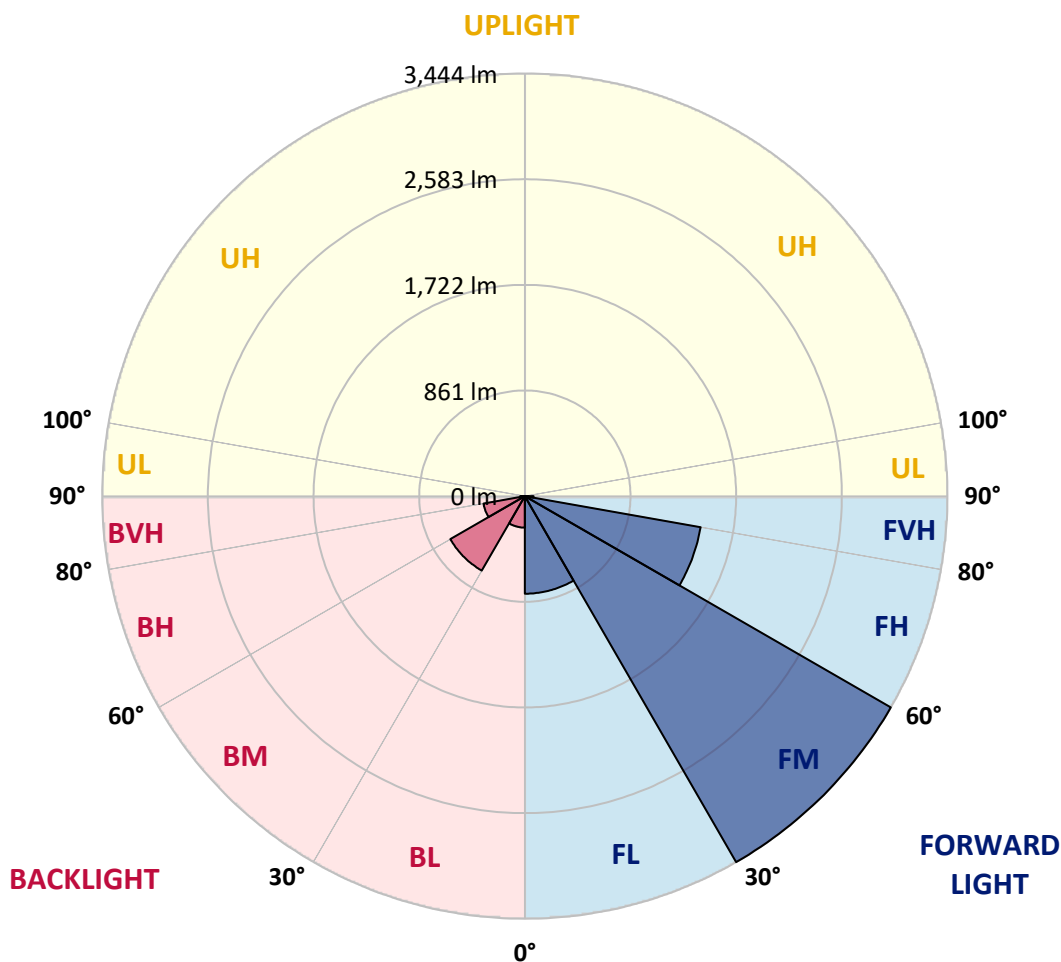


REPORT NUMBER: P672125  
 CATALOG NUMBER: CCP-SA-1E-750-U-T2R

**LUMINAIRE CLASSIFICATION SYSTEM LUMEN TABLE AND BUG RATING:**

Zone	Lumens	% Fixture	Zone Rating/Lumen Limit		
			B	U	G
FL (0°-30°)	795.1	11.2			
FM (30°-60°)	3444.2	48.5			
FH (60°-80°)	1455.0	20.5			G1/1800
FVH (80°-90°)	71.3	1.0			G1/100
BL (0°-30°)	256.8	3.6	B1/500		
BM (30°-60°)	701.0	9.9	B1/1000		
BH (60°-80°)	342.1	4.8	B1/500		G1/500
BVH (80°-90°)	38.4	0.5			G1/100
UL (90°-100°)	0.0	0.0		U0/0	
UH (100°-180°)	0.0	0.0		U0/0	

**BUG Rating: B1-U0-G1**  
 Type II Short





REPORT NUMBER: P672125  
 CATALOG NUMBER: CCP-SA-1E-750-U-T2R

**CANDELA DISTRIBUTION (FULL):**

	0°	5°	15°	25°	35°	45°	55°	65°	75°	82°	85°
0°	755.4	755.4	755.4	755.4	755.4	755.4	755.4	755.4	755.4	755.4	755.4
2.5°	1006.1	990.7	982.5	973.3	947.8	931.4	900.7	864.9	823.5	788.2	781.5
5°	1218.3	1203.0	1205.0	1182.5	1145.2	1110.4	1053.1	985.6	906.8	846.5	825.5
7.5°	1368.2	1351.3	1355.4	1346.2	1316.0	1277.7	1205.0	1118.1	1003.0	913.5	879.7
10°	1468.4	1470.5	1473.6	1470.0	1450.5	1423.4	1351.3	1255.2	1111.9	992.8	946.7
12.5°	1582.0	1587.6	1586.6	1588.1	1577.9	1556.4	1485.8	1395.3	1228.0	1078.2	1018.3
15°	1726.7	1721.1	1725.7	1732.4	1721.1	1697.6	1635.2	1527.8	1349.8	1173.3	1099.2
17.5°	1885.3	1873.5	1885.8	1879.2	1871.0	1855.6	1787.1	1672.5	1475.6	1276.1	1189.2
20°	2022.4	2014.7	2021.3	2022.4	2023.9	2020.8	1950.2	1828.5	1607.6	1388.1	1286.4
22.5°	2176.3	2172.7	2171.7	2172.2	2173.8	2177.3	2129.3	1999.3	1753.8	1505.8	1391.2
25°	2391.6	2388.1	2364.5	2338.5	2323.1	2334.4	2309.3	2193.2	1915.5	1637.7	1506.3
27.5°	2633.1	2627.4	2596.2	2530.3	2481.2	2489.3	2486.8	2407.0	2101.6	1789.1	1644.4
30°	2883.7	2869.9	2826.9	2734.3	2657.1	2642.8	2649.9	2623.3	2335.9	1990.1	1836.7
32.5°	3107.2	3081.6	3024.8	2931.2	2839.2	2797.8	2798.8	2810.5	2590.6	2224.4	2038.2
35°	3243.8	3226.9	3184.4	3089.8	2987.0	2959.4	2951.7	3010.5	2824.4	2441.3	2218.8
37.5°	3317.4	3301.0	3255.5	3179.3	3101.6	3090.3	3104.6	3195.7	3089.8	2711.8	2464.3
40°	3304.1	3286.7	3257.1	3203.9	3152.7	3161.4	3224.8	3365.5	3379.8	3035.6	2814.1
42.5°	3194.7	3176.2	3173.7	3170.1	3146.1	3184.4	3299.0	3489.8	3646.3	3409.5	3237.6
45°	3001.3	2990.1	3003.4	3064.7	3094.9	3169.1	3333.8	3550.1	3880.5	3789.5	3638.1
47.5°	2756.3	2749.7	2779.9	2877.0	2974.7	3122.0	3356.8	3566.5	4041.7	4041.7	3900.5
50°	2482.2	2479.6	2519.5	2660.7	2813.6	3035.6	3354.2	3581.8	4112.2	4115.8	3993.1
52.5°	2099.6	2112.9	2219.3	2405.5	2613.1	2900.0	3318.4	3624.8	4152.1	4160.3	4055.0
55°	1658.7	1671.5	1832.1	2082.7	2348.7	2735.4	3211.5	3612.0	4159.8	4178.2	4090.2
57.5°	1324.2	1326.8	1427.0	1724.7	2054.1	2524.6	3088.3	3527.1	4137.3	4217.6	4144.5
60°	1036.2	1044.4	1111.4	1347.2	1712.4	2253.0	2950.7	3443.2	4150.1	4254.9	4193.6
62.5°	771.8	773.9	836.3	1018.9	1360.5	1906.8	2764.0	3353.7	4168.0	4296.9	4213.5
65°	502.8	502.3	562.6	727.3	1016.3	1532.9	2470.9	3213.6	4169.5	4287.7	4122.0
67.5°	319.7	321.7	347.8	451.6	680.3	1157.0	2072.0	2953.2	4096.9	4064.7	3788.5
70°	259.3	259.8	268.0	295.1	414.3	790.7	1557.4	2546.1	3867.2	3620.2	3292.9
72.5°	231.2	231.7	235.8	238.9	276.2	475.2	1021.9	2067.4	3459.1	3085.7	2731.8
75°	207.7	207.7	210.2	207.1	226.6	298.2	580.0	1554.4	2848.9	2402.9	2063.8
77.5°	182.1	181.6	181.6	180.0	195.9	217.9	290.5	1084.8	2052.0	1638.8	1338.5
80°	154.5	153.4	155.0	154.0	169.3	165.2	169.3	669.5	1112.5	751.4	569.8
82.5°	120.2	120.2	124.8	125.8	139.6	119.7	119.2	317.6	422.5	280.8	210.2
85°	62.9	70.6	95.1	99.2	105.4	75.2	87.5	148.3	169.3	107.4	76.7
87.5°	18.9	19.9	58.3	65.5	65.0	37.8	53.7	71.6	79.3	47.6	31.2
90°	0.0	0.0	0.0	0.0	0.0	0.0	0.0	0.0	0.0	0.0	0.0



REPORT NUMBER: P672125  
 CATALOG NUMBER: CCP-SA-1E-750-U-T2R

**CANDELA DISTRIBUTION (continued):**

	90°	95°	105°	115°	125°	135°	145°	155°	165°	175°	180°
0°	755.4	755.4	755.4	755.4	755.4	755.4	755.4	755.4	755.4	755.4	755.4
2.5°	764.7	746.7	708.9	675.1	649.6	625.0	608.1	599.4	588.2	589.7	586.1
5°	788.2	751.4	684.4	630.1	593.8	566.2	549.3	540.6	532.4	528.4	531.4
7.5°	823.5	766.2	672.6	607.1	569.3	545.7	536.5	534.0	531.9	530.4	533.0
10°	869.0	792.3	670.5	598.9	564.2	549.8	546.3	544.7	542.7	540.6	542.2
12.5°	915.5	820.9	677.7	601.0	572.3	561.6	557.0	554.9	549.8	547.3	547.8
15°	973.8	855.7	687.4	609.2	583.1	569.3	563.1	557.5	549.3	545.7	547.3
17.5°	1036.2	897.1	700.7	616.8	587.2	570.3	558.0	549.8	541.6	536.5	537.0
20°	1106.8	938.0	712.5	619.4	585.1	561.6	546.8	537.0	526.3	520.7	519.1
22.5°	1180.0	981.0	721.7	617.3	573.9	546.8	529.9	518.1	505.3	496.6	497.2
25°	1269.0	1039.3	729.4	610.2	559.0	527.3	508.4	493.6	480.3	472.1	472.6
27.5°	1375.9	1105.3	738.6	598.9	541.1	506.4	484.4	469.5	456.7	449.1	448.0
30°	1518.6	1191.2	748.8	585.1	518.6	483.3	461.9	446.5	434.2	427.1	427.1
32.5°	1679.2	1296.1	756.0	568.8	493.6	458.8	439.4	427.1	417.9	408.2	407.1
35°	1818.8	1377.4	777.9	556.0	471.6	435.8	422.5	413.8	400.0	390.8	389.2
37.5°	2023.9	1520.6	842.9	552.4	445.0	417.9	415.3	398.9	383.1	365.7	364.2
40°	2354.3	1768.7	918.6	535.0	417.4	408.2	405.6	383.6	346.3	335.5	333.5
42.5°	2774.7	2067.4	926.8	484.4	397.9	400.0	392.3	349.3	333.0	324.8	322.7
45°	3154.3	2309.8	880.2	432.7	383.6	387.7	371.8	336.5	327.3	319.7	317.6
47.5°	3367.5	2384.5	792.3	393.8	372.9	377.0	339.1	330.4	321.2	313.5	311.5
50°	3427.4	2319.5	690.0	371.3	364.7	366.2	330.4	325.3	317.1	311.0	307.9
52.5°	3439.1	2222.3	595.4	358.0	358.5	344.7	322.7	318.6	313.5	303.8	300.2
55°	3444.3	2134.9	510.4	349.8	354.5	317.1	314.6	311.5	307.4	297.2	295.1
57.5°	3457.6	2022.9	444.0	343.7	349.3	304.3	305.3	303.3	298.2	293.6	292.6
60°	3419.7	1867.9	392.8	337.6	342.2	293.6	294.6	295.6	291.0	290.0	289.5
62.5°	3292.9	1648.0	349.3	329.4	327.3	282.8	282.8	286.9	282.8	284.4	284.4
65°	3031.5	1367.7	310.5	314.0	304.3	271.1	270.6	277.7	271.6	278.2	278.8
67.5°	2586.0	1035.2	270.6	290.0	280.3	258.8	260.9	266.5	258.3	272.1	272.1
70°	2046.9	704.3	229.1	256.2	255.7	245.0	251.6	251.1	241.9	262.4	258.8
72.5°	1524.7	452.1	186.7	214.8	223.5	230.2	242.4	231.7	223.0	234.8	224.0
75°	1065.4	283.4	147.3	169.8	186.2	213.8	231.2	209.7	196.9	193.3	190.3
77.5°	637.8	181.1	116.1	129.4	145.3	194.4	216.9	186.7	167.3	165.2	159.1
80°	294.1	118.2	88.5	96.7	103.3	166.7	197.4	159.6	136.1	134.0	126.8
82.5°	133.0	77.7	66.0	69.0	69.6	132.5	166.7	126.3	103.8	168.3	145.8
85°	61.9	50.1	43.0	40.9	41.4	88.5	121.2	87.0	118.2	92.1	70.1
87.5°	26.6	25.6	22.0	17.4	15.9	18.9	46.5	36.3	51.7	20.5	13.8
90°	0.0	0.0	0.0	0.0	0.0	0.0	0.0	0.0	0.0	0.0	0.0

(END OF REPORT)